


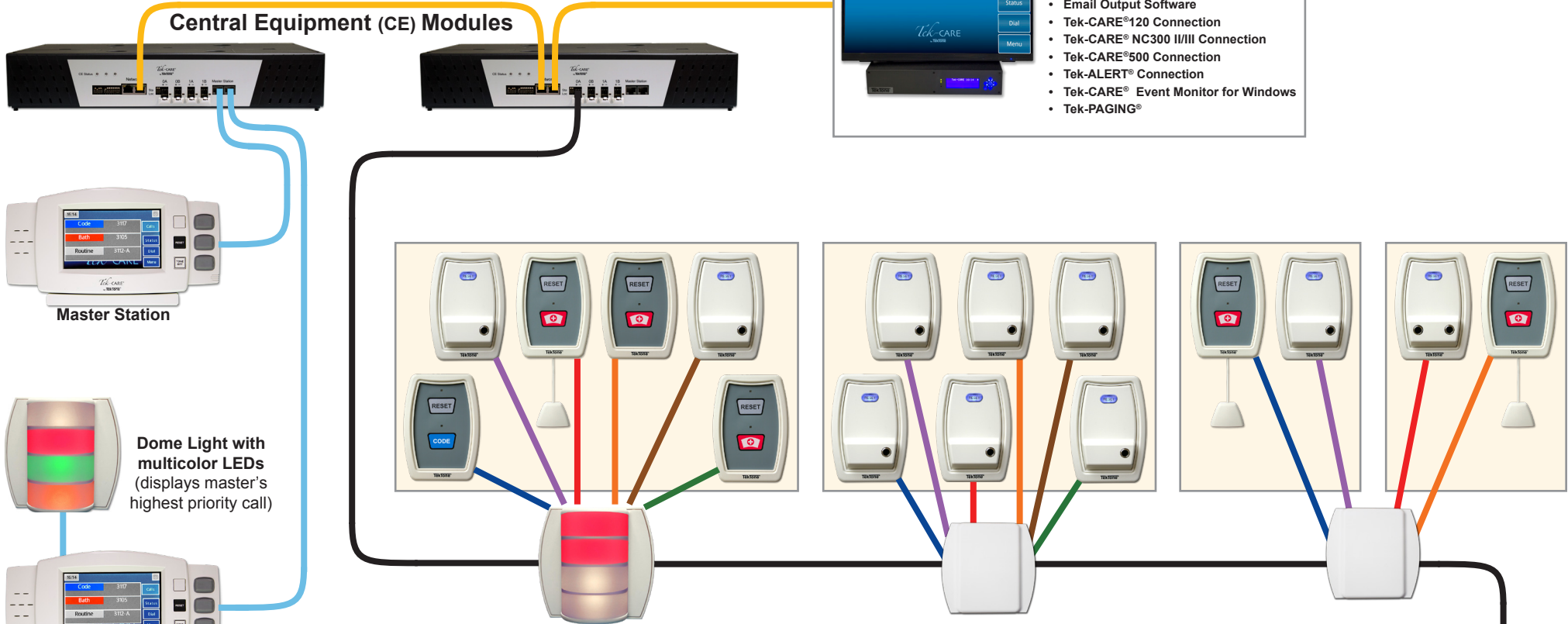
# TekTone® Tek-CARE® 120+ System Layout

(Training is required to install and configure + systems. Maximum number of master stations, multicolor dome lights, and duty stations may be increased using the Tek-CARE Master Station Load Value Calculator available at [www.tektone.com/resources](http://www.tektone.com/resources). See installation manuals for complete wiring information.)





### Tek-CARE® Appliance Server Options



- Tek-CARE® Reporting Software
- Tek-CARE TV Display Monitors
- Tek-CARE® Staff App server
- Email Output Software
- Tek-CARE®120 Connection
- Tek-CARE® NC300 II/III Connection
- Tek-CARE®500 Connection
- Tek-ALERT® Connection
- Tek-CARE® Event Monitor for Windows
- Tek-PAGING®



**Room Controller, or Room Controller with 2-color Dome Light**—Each has 6 connection points for up to 6 stations. Single & dual patient stations and 2-button pull-cord stations use 1 point each; duty stations each use 2 points. Note: Use the Tek-CARE Master Station Load Value Calculator available at [www.tektone.com/resources](http://www.tektone.com/resources) to ensure that the power capacity of each NC120 CE Module is not exceeded.

-  **Tek-CARE® Network**—Ethernet cable, 328' max; extend with NC556 Ethernet to Fiber Converters and/or NC554/8 Network Switch. 20 CEs per network; 19 with Tek-CARE® Appliance Server.
-  **Master Bus**—CAT5 or better, 1000' maximum per port; 2 ports per CE, 3 masters per port (use CT400P5 splitters), 2 multicolor dome lights per master (use CT400 splitters), 50' maximum dome light wiring per NC415AV master.
-  **Data Bus**—18 AWG stranded pair or better, 1000' maximum; 16 room controllers and 4 duty stations maximum per run, 4 runs per CE.
-  **Station Wiring**—22 AWG stranded pair, 50' maximum for duty stations, 100' maximum for all other stations.

